



Hamptons

INTERNATIONAL

Bowen Drive, London, SE7

3  2  1 

GUIDE PRICE

£550,000

(£550,000)

Property details



Key features

- 967 Sq Ft
- First Floor
- Modern Apartment
- Three Double Bedrooms
- Private Balcony
- Residents Parking
- Communal Grounds
- Excellent Transport Links

Attributes

- Apartment

Bowen Drive, London, SE7

3 🏠 2 🚗 1 📄


GUIDE PRICE
£550,000
(£550,000)

Description

Guide Price £550,000-£575,000A spacious, first floor three-bedroom modern apartment boasting a private balcony and residents parking. Ideal for commuters, this property is well located for transport into The City and Docklands with a great range of local schools is family is in mind. Constructed within the past five years, this apartment is presented in excellent condition and provides modern comforts with generous proportions. Dillon House, located off of Victoria Way, Charlton features well-maintained communal grounds and residents parking. A residents lift provides access to the first floor, with the entrance hall providing access to each of the principal rooms as well as housing a large storage cupboard. A generous open-plan living / dining / kitchen, measured at 21'8 x 15'3 features a contemporary fitted kitchen with integrated appliances, granite work surfaces, a dual aspect and access to a private balcony – an ideal space for entertaining. All three bedrooms are doubles, with the principal suite measuring over 23' and including an en-suite shower room. A family bathroom, perfect for guest use completes the interior. Bowen Drive is a thoughtfully planned development offering landscaped communal gardens, a children's play area, and the everyday convenience of an on-site nursery and convenience store. Resident permit parking is available. SituationFor transport links Bowen Drive is equidistant to Westcombe Park and Charlton stations, both providing a fast connections to London Bridge, Cannon Street and Charing Cross. On the same line Greenwich station provides access to DLR services, whilst Woolwich Arsenal has access to the Elizabeth Line. Excellent bus connections serve the O2 and Jubilee line ay North Greenwich, with various routes connecting to Greenwich, Blackheath and Woolwich town centres. A short walk from Greenwich retail park, there is a vast array of supermarkets and popular high-street stores including M&S, Sainsburys and Costa Coffee. Several sought after primary schools are also close by, including Sherrington, Fossdene, Invicta and Meridian. Property Ref Number: HAM-57813

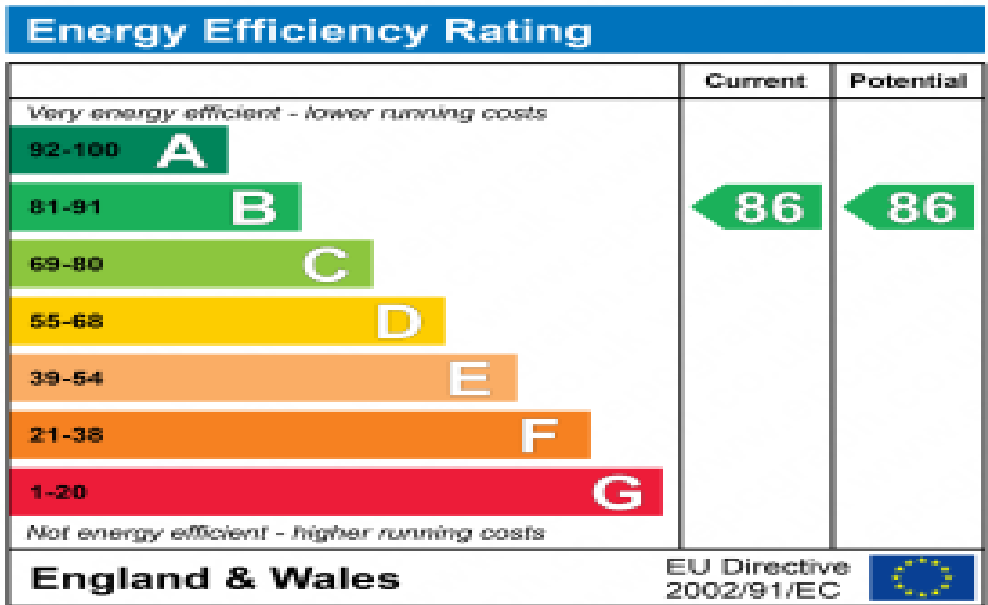













Floor plan

DELAN HOUSE

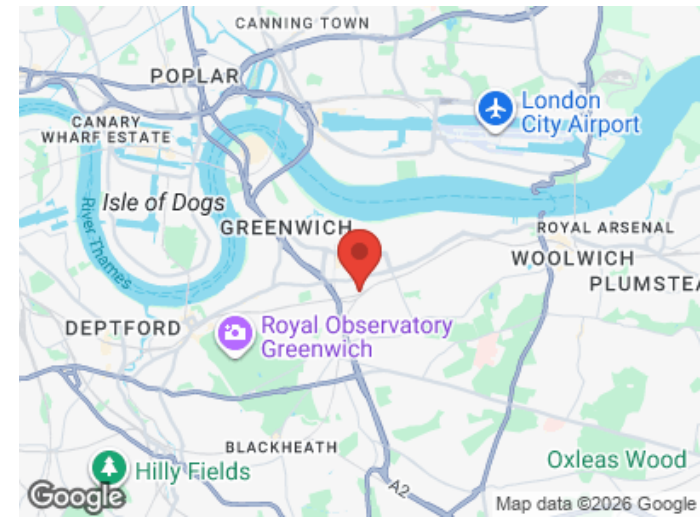
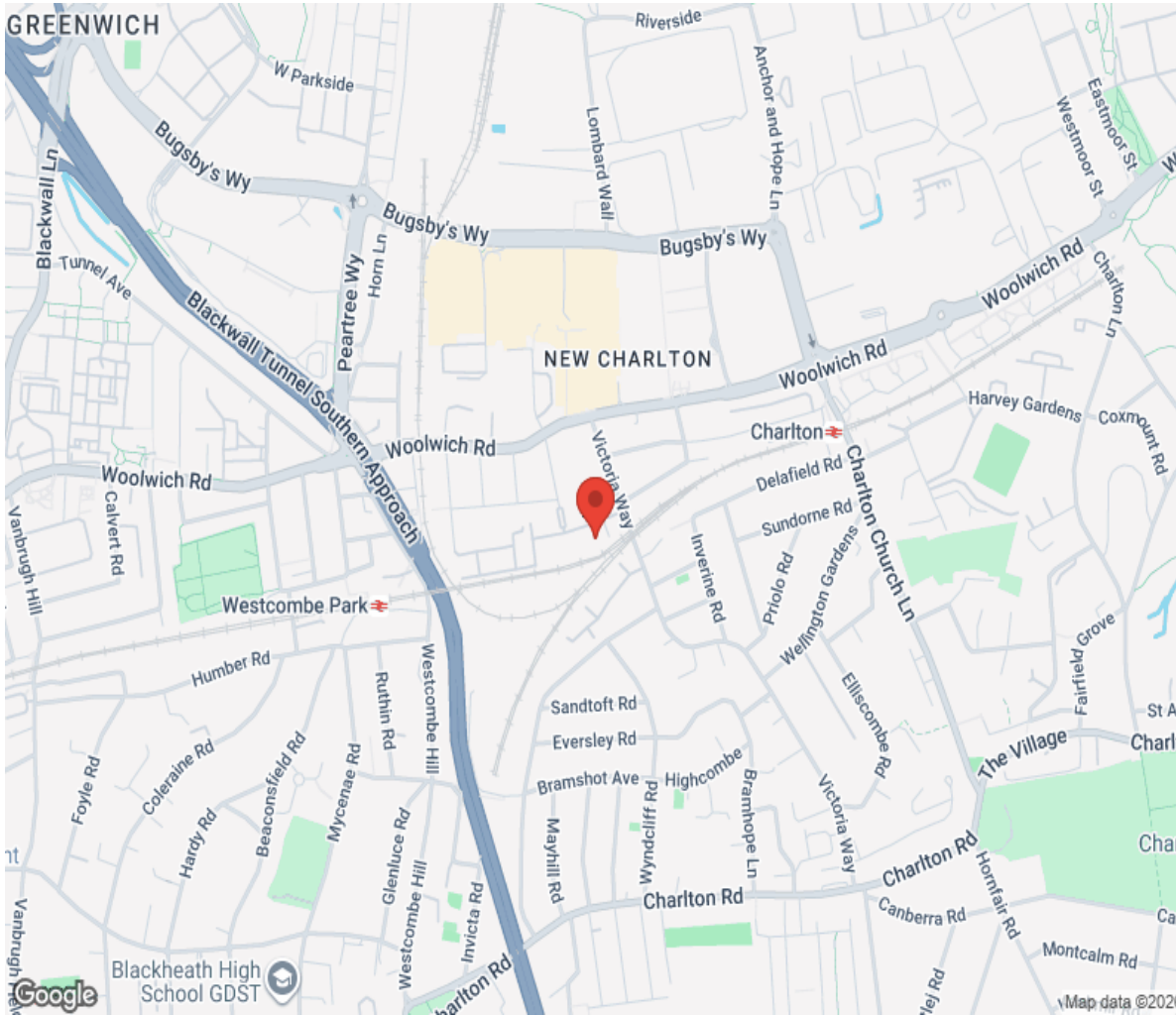
Approximate Gross Internal Area = 967 sq. ft. (89.8 sq. m.)



First Floor

This plan is for layout guidance only. Not drawn to scale unless stated. Windows and door openings are approximate. All the every care is taken in the preparation of this plan. Please check all dimensions, doors and windows before making any decisions about your home.

Location



Hamptons

INTERNATIONAL

+44 (0)20 8618 4551

international@hamptons.co.uk

www.hamptons-international.com