

Hamptons

INTERNATIONAL



NEWLAND PARK
CHALFONT ST. GILES

A COUNTRY ESTATE REBORN

A sanctuary of modern luxury houses and apartments in Chalfont St Giles and within easy reach of Central London.

PANKHURST APARTMENTS LAUNCH WEEKEND

SATURDAY 16th & SUNDAY 17th MAY 2026

PRICES FROM £649,000 (APARTMENTS) / £1,099,000 (HOUSES)



Gorelands Lane, Chalfont St. Giles, HP8

2 2 1

£820,000

(£815,000)

Property details



NEWLAND PARK
CHALFONT ST. GILES

A COUNTRY ESTATE REBORN

A sanctuary of modern luxury houses and apartments in Chalfont St Giles and within easy reach of Central London.

PANKHURST APARTMENTS LAUNCH WEEKEND

SATURDAY 16th & SUNDAY 17th MAY 2026

PRICES FROM £649,000 (APARTMENTS) / £1,099,000 (HOUSES)

The advertisement features a large image of a woman in a beige sweater and white trousers standing on a balcony, holding a glass of wine. Below the main text are two smaller inset images: one showing a modern dining and living area, and another showing a kitchen with white cabinetry and a central island.

Key features

- Book your exclusive VIP appointment
- Sales & Marketing suite open 7 days
- 3/4 bedroom distinguished houses
- Homes ready to occupy - an exceptional
- 200-acre private country estate
- Private balconies terraces or gardens
- Secure gated development & 24-hour
- Residents' exclusive concierge service
- Planned on-site luxury spa & health

Attributes

- Apartment

Gorelands Lane, Chalfont St. Giles, HP8

£820,000
(£815,000)

2 🏠 2 🚗 1 📄

Description

THE PANKHURST APARTMENTS COLLECTION IS LAUNCHING AT NEWLAND PARK ON SATURDAY 16th & SUNDAY 17th MAY! Reserve your VIP appointment and be among the first to view the new phase of luxury homes | This luxury 2 bedroom, 2 bathroom first floor apartment benefits from 1055 Sq.Ft of accommodation, 2 balconies and access to unrivaled services such as an on-site luxury spa, health & fitness resort*. Visit our sales suite & new show apartment and discover a new destination for living in Buckinghamshire! Open 7 days a week from 10am-5pm. Prices from £649,000

A glorious country estate waiting to be discovered, Newland Park is an extraordinary new destination in Chalfont St. Giles. Set amid 200-acres of serene parkland, with both quintessential village life and London easily accessible within 30 minutes by train, this superior private estate stands apart from the rest, representing the finest in contemporary country living. Accessed via an impressive tree-lined driveway, the inaugural release consists of luxurious 2 and 3 bedroom apartments and duplexes, all with private balconies or terraces and allocated parking along with the collection of premium-specification heritage-style houses which have been beautifully designed and benefit from private driveways and gardens. Every home at Newland Park offers a sense of contemporary grandeur, drawing an abundance of inspiration from the estate's illustrious heritage, finished to an impressive premium-grade specification. Unrivalled services include 24 hour security with concierge, private courtesy coach operating local stations and shops, over ground electric vehicle charging and expansive acres of private grounds. There will be an onsite luxury spa, health and fitness resort, with a state-of-the-art gym, swimming pools, tennis dome, bistro and relaxation terraces. Contact Hamptons now to secure your appointment to view our Marketing Suite, open daily from 10am-5pm.

Set within 200 acres of breath-taking natural beauty, Newland Park's expansive grounds are home not only to a range of stunning new homes but also to wildlife including deer, foxes, badgers and rabbits as well as red kites and owls circling overhead. The natural habitat is being preserved with new initiatives such as beehives, bat boxes, butterfly gardens and areas set aside for 'wilding'. The garden's original pergolas and summerhouses, designed by renowned landscape architect Thomas Mawson in the early 20th century, have been sensitively restored, and a series of immersive and contemporary new green spaces created for adventure and escapism. Underground parking offers security whilst keeping the estate's manicured landscaped spaces looking their absolute best plus designated over ground electric vehicle parking bays and cycle parking for all as well access to an on-site members spa, health and fitness resort*. The estate's concierge service takes care of those little everyday details, and the estate offers a high level of security throughout, such as a secure entrance gate, a 24 hour manned security team, with CCTV and lighting specifically designed to offer maximum peace of mind with minimal light pollution.

There's no place quite like Buckinghamshire's Chalfonts, and Newland Park sits at the heart of it all. Here, the phrase 'the best of both worlds' just happens to be true, with neighbouring Chalfont St Giles combining traditional charm with modern luxuries, and tranquil village life with fantastic access to London. In the village itself, you'll find a welcoming high street lined with independent shops, a butcher, baker and greengrocer, as well as family-friendly pubs and all the essentials for everyday convenience. Chalfont St Giles is an affluent, thriving village that can be found 25 miles/40km from London and bordered by the equally sought-after neighbourhoods of Beaconsfield, Gerrards Cross, Seer Green and Little Chalfont. Chalfont St Giles has exceptional transport links, with close proximity to the M25 and M40 motorways, only a short distance to Heathrow airport (approx. 18 miles) and fast train access into Central London from Chalfont & Latimer station which is just 3 miles away (approx.). Marylebone Station can be reached in 28 minutes (approx.) on the Chiltern Line from Seer Green and Jordans Station - a few minutes' drive away, with the added benefit of a private resident only courtesy coach service**

Locals are spoilt for choice with walks and green spaces including The River Chess walk taking in the surrounding Chiltern Hills, historic buildings, meadows and nature reserves. Education is second to none: Buckinghamshire's highly reputed excellent schooling spans all ages in both state and private sectors. Property Ref Number: HAM-53284

Additional Information FOR CLARIFICATION: Images shown are Computer generated images and are for illustrative and guidance purposes only. The elevation and materials may vary and may not necessarily illustrate that property type in its setting at this development. Individual plot layouts and materials vary. Whilst every care has been taken to ensure accuracy, these particulars do not constitute part of any offer or contract and the right to change plans, specifications and materials is reserved. All measurements are a guide only. *Applications for a brand new onsite luxury spa, health and fitness resort are in progress. Access to Members Luxury Spa, Health & Fitness Resort at additional cost. The images shown are for guidance purposes only and are from previous Comer Homes developments and

health and fitness resort impressions.**All facilities outlined are subject to change, variation or removal at any time based on the stages of the development plans. Please speak to a sales advisor for clarification. Full details subject to final specification by Comer Homes Ltd and can change at any time.***Distances and travel times are approximate only taken from Google Maps and National Rail as supplied by Comer Homes Ltd.







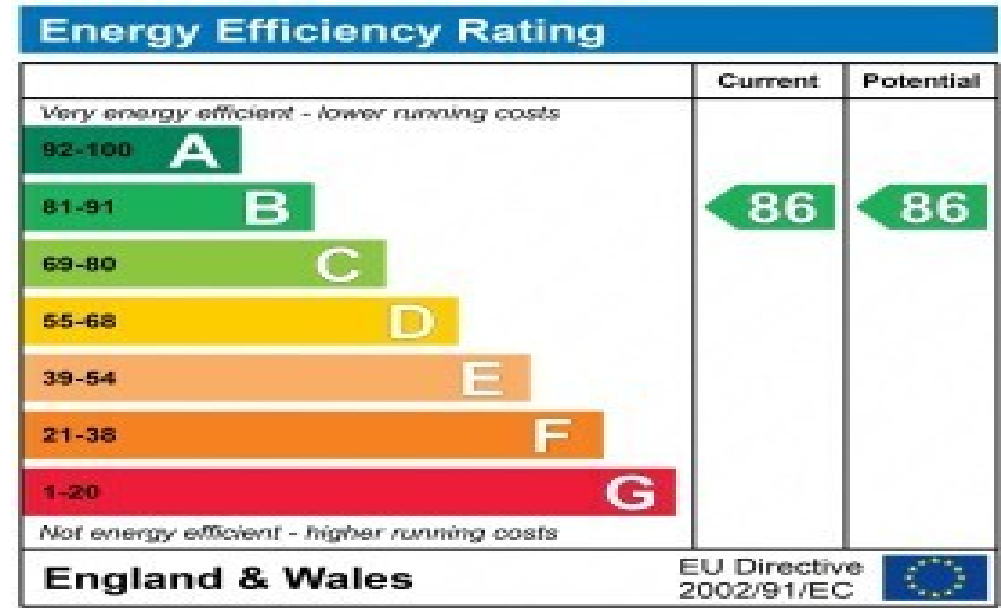




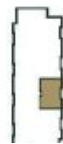








Floor plan



NEWLAND PARK
CREATED BY BULLS

APARTMENT 15
GOTT APARTMENTS
TWO BEDROOM APARTMENT

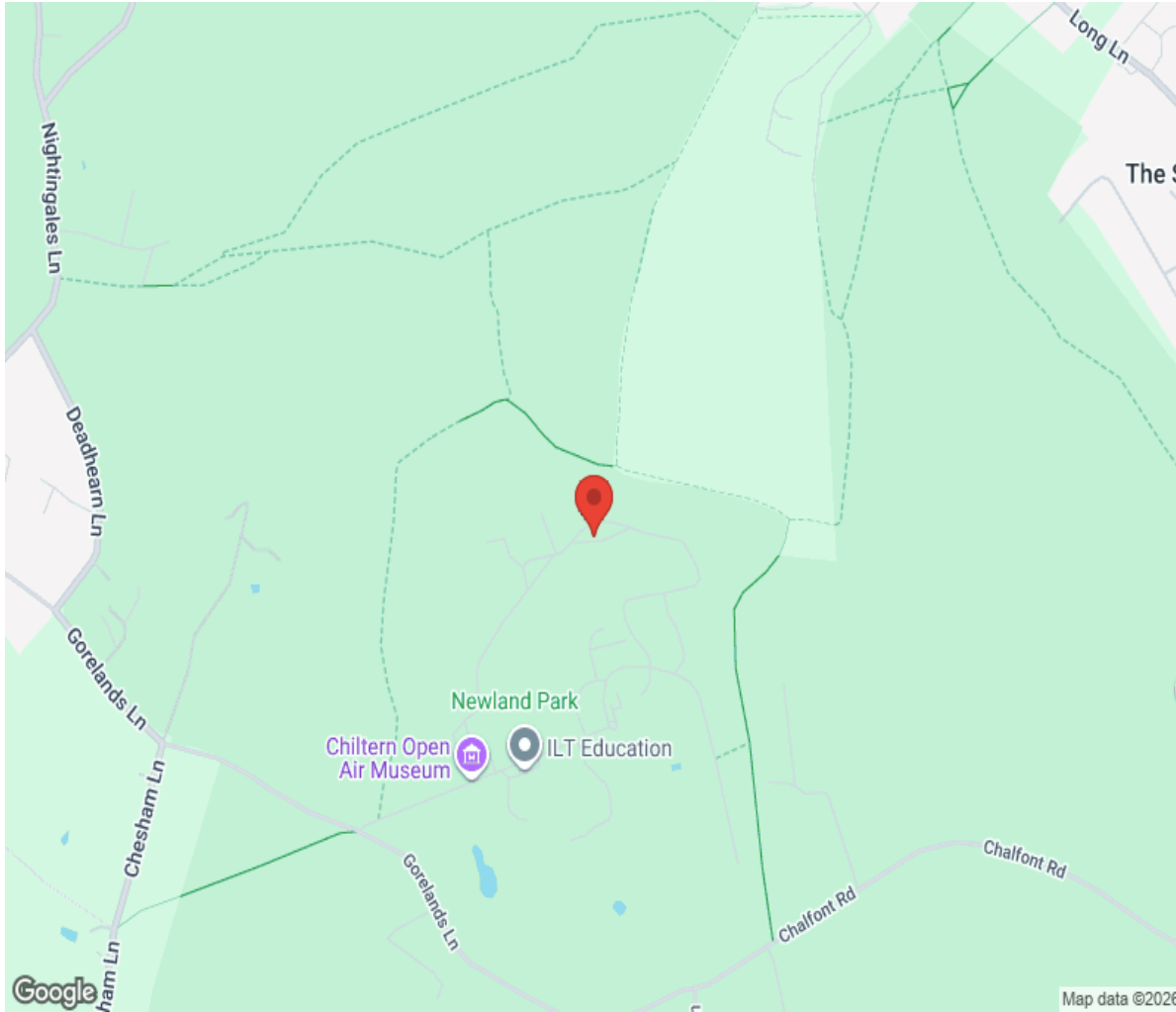
Total 98m² / 1,055ft²

First Floor

Living/Kitchen	8.5m x 4.1m	27.9ft x 13.5ft
Bedroom 1	5.7m x 4.2m	18.7ft x 13.8ft
Walk-in Wardrobe	2.5m x 1.9m	8.2ft x 6.2ft
Bedroom 2	4.0m x 3.7m	13.1ft x 12.1ft
Balcony 1	3.5m x 1.2m	11.5ft x 3.9ft
Balcony 2	3.5m x 1.2m	11.5ft x 3.9ft

Floor plans and dimensions are approximate only.

Location



Hamptons

INTERNATIONAL

+44 (0)20 8618 4551

international@hamptons.co.uk

www.hamptons-international.com