


Hamptons

INTERNATIONAL



Gorelands Lane, Chalfont St. Giles, HP8

2  2  1 

£800,000

(£800,000)

Property details



Key features

- NEW PANKHURST APARTMENTS COMING SOON
- EXPLORE OUR NEW VIEW HOMES AT GORELANDS LANE
- SUPERIOR 2-BEDROOM LATERAL & LATERAL WITH BALCONY
- BOOK A VIP APPOINTMENT TODAY - VISIT OUR SHOW HOMES
- SUPERBLY DESIGNED & CRAFTED FOR COMFORT AND STYLE
- SECURE GATED DEVELOPMENT WITH 24/7 SECURITY
- RESIDENTS' EXCLUSIVE CONCIERGE SERVICE
- PLANNED ON-SITE LUXURY SPA & HEALTH CLUB
- FAST RAIL CONNECTIONS TO LONDON
- CURRENT PHASE APARTMENTS & HOMES AVAILABLE

Attributes

- Apartment

Gorelands Lane, Chalfont St. Giles, HP8

£800,000

(£800,000)

2 2 1


Description

Now launched & available to view! | The Pankhurst Apartments at Newland Park offer unparalleled luxury with VIP services | Superior 2-bedroom apartments with private balconies or terraces | Private 200-acre country estate | Planned on-site luxury health resort & spa^ | London in under 30 mins by train | Open 7-days a week Explore a new chapter of refined countryside living. Secure your viewing for The Pankhurst Apartments collection and discover the ultimate, luxuriously crafted two-bedroom lateral and duplex residences. Each home has been meticulously designed to offer generous living spaces, complemented by private balconies or fabulous terraces and dedicated parking, ensuring both comfort and exclusivity. Visit our sales suite & new show apartment and discover a new destination for living in Buckinghamshire! Open 7 days a week from 10am-5pm. Accessed via an impressive tree-lined driveway, the collection is beautifully nestled in the grounds of this glorious 200-acre private country estate, immersed in nature yet within reach of London life in under 30 minutes by train. Every home at Newland Park offers a sense of contemporary grandeur, drawing an abundance of inspiration from the estate's illustrious heritage, finished to an impressive premium-grade specification. Unrivalled services include 24-hour security with concierge, private courtesy coach operating local stations and shops, over ground electric vehicle charging and expansive acres of private grounds. There will be an onsite luxury spa, health and fitness resort, with a state-of-the-art gym, swimming pools, tennis dome, bistro and relaxation terraces. Newland Park is an extraordinary destination in Chalfont St. Giles. This superior private estate stands apart from the rest, representing the finest in contemporary country living. Contact Hamptons now to secure your appointment to view our Marketing Suite, open daily from 10am-5pm. Outside Immersed within 200 acres of breathtaking natural beauty, Newland Park offers an exceptional collection of homes in an idyllic setting, surrounded by wildlife from deer and foxes to red kites and owls. The estate preserves its rich habitat through thoughtful initiatives including beehives, bat boxes, butterfly gardens and dedicated wilding areas. Historic pergolas and summerhouses by renowned landscape architect Thomas Mawson have been carefully restored, complemented by contemporary green spaces designed for both relaxation and adventure. Discreet underground parking maintains the elegance of the landscaped grounds, alongside electric vehicle charging and cycle facilities. Residents will also enjoy access to an exclusive on-site spa and fitness resort^. The estate offers an elevated level of security throughout, with a 24-hour manned security team, concierge service and CCTV and lighting specifically designed to offer maximum peace of mind with minimal light pollution. Situation There's no place quite like Buckinghamshire's Chalfonts, and Newland Park sits at the heart of it all. Here, the phrase 'the best of both worlds' just happens to be true, with neighbouring Chalfont St Giles combining traditional charm with modern luxuries, and tranquil village life with fantastic access to London. In the village itself, you'll find a welcoming high street lined with independent shops, a butcher, baker and greengrocer, as well as family-friendly pubs and all the essentials for everyday convenience. Chalfont St Giles is an affluent, thriving village that can be found 25 miles/40km from London and bordered by the equally sought-after neighbourhoods of Beaconsfield, Gerrards Cross, Seer Green and Little Chalfont. Chalfont St Giles has exceptional transport links, with close proximity to the M25 and M40 motorways, only a short distance to Heathrow airport (approx. 18 miles) and fast train access into Central London from Chalfont & Latimer station which is just 3 miles away (approx.). Marylebone Station can be reached in 28 minutes (approx.) on the Chiltern Line from Seer Green and Jordans Station - a few minutes drive away, with the added benefit of a courtesy coach service* Locals are spoilt for choice with walks and green spaces including The River Chess walk taking in the surrounding Chiltern Hills, historic buildings, meadows and nature reserves. Education is second to none: Buckinghamshire's highly reputed excellent schooling spans all ages in both state and private sectors. Property Ref Number: HAM-64643 Additional Information FOR CLARIFICATION: Images & videos are of a previous phase at Newland Park and are for illustrative and guidance purposes only. Pankhurst Apartments images will be available following the launch weekend. The elevation and materials may vary and may not necessarily illustrate that property type in its setting at this development. Individual plot layouts and materials vary. Whilst every care has been taken to ensure accuracy, these particulars do not constitute part of any offer or contract and the right to change plans, specifications and materials is reserved. All measurements are a guide only. ^ Applications for a brand new onsite luxury spa, health and fitness resort are in progress. Access to Members Luxury Spa, Health & Fitness Resort at additional cost. The images shown are for guidance purposes only and are from previous Comer Homes developments and health and fitness resort impressions. All facilities outlined are subject to change, variation or removal at any time based on the stages of the development plans. Please speak to a sales advisor

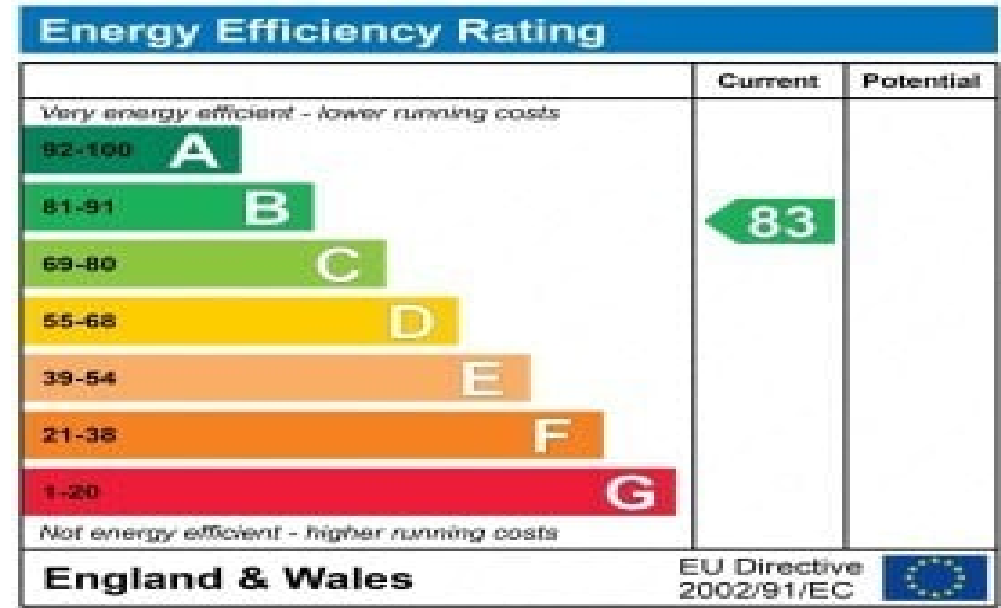












Floor plan




NEWLAND PARK
CHALFONT ST. Giles

APARTMENT 11
PANKHURST APARTMENTS
TWO BEDROOM APARTMENT

Total 98m² / 1,055ft²

Ground Floor

Living/Kitchen	6.6m x 4.1m	21.7ft x 13.5ft
Bedroom 1	5.7m x 4.3m	18.7ft x 14.1ft
Walk-in-Wardrobe	2.6m x 2.7m	8.5ft x 8.9ft
Bedroom 2	4.1m x 3.8m	13.5ft x 12.5ft
Terrace 1	4.2m x 1.5m	13.7ft x 5.0ft
Terrace 2	10.6m x 2.8m	34.7ft x 9.3ft

Floor plans and dimensions are approximate only.
 Further details, including wall thicknesses, are shown on the drawings.

Location



Hamptons

INTERNATIONAL

+44 (0)20 8618 4551

international@hamptons.co.uk

www.hamptons-international.com