



Hamptons

INTERNATIONAL

Liskeard Gardens, London, SE3

6  2  3 

GUIDE PRICE

£2,500,000

(£2,500,000)

Property details



Key features




- **Arts & Crafts house**
- **Desirable road**
- **Extended to the rear**
- **Landscaped garden**
- **Off street parking**
- **Six bedrooms**

Liskeard Gardens, London, SE3

GUIDE PRICE

£2,500,000

(£2,500,000)

6  2  3 

Description

An impressive six bedroom period detached house, occupying a prime spot on Liskeard Garden, just moments from the open heath. This spacious home is packed full of period features and has been extended to the rear to create a wonderful family home. You enter into a grand entrance hall, large enough to house a piano, with a fireplace, an amazing turned staircase and exposed wooden floorboards that run through to the front reception room. This room has a large rounded bay window and a feature fireplace with a marble surround. The rear reception room extended to over 25ft with a further fireplace, and doors leading through to the kitchen. There are glass doors out to the garden and a large roof lantern which fills the room with natural light. The bespoke wooden kitchen is shaker style with a granite worktop. It is integrated with appliances including a large range cooker. There is a WC off the hall along with access to the integral garage and stairs down to a handy cellar. There are four generous bedrooms on the first floor along with a large bathroom with a bath and walk-in shower. The final two bedrooms are on the top floor along with a further shower room. There is also access to a large loft space. The rear garden has been thoughtfully landscaped to enjoy the sun throughout the day. There is a large stone patio out from the house, well manicured lawn and a further seating area with pergola at the rear. There is a gravel in-out drive to the front offering ample off street parking. Situation Liskeard Gardens is a particularly popular location. It takes just a stroll of a few hundred yards to bring you to the heath. This vast green expanse is a true gem of South East London and provides a spectacular recreation area. Beyond the heath in one direction, Blackheath Village provides a wonderful array of shops, bars and restaurants. In terms of transport, Blackheath Station provides regular services into London Bridge, Cannon Street, London Victoria and Charing Cross. Alternatively, one stop down the line at Lewisham Station, the DLR has regular services into Bank and Canary Wharf. Looking north across the heath is Royal Greenwich Park with Greenwich's historical town centre found through the north gates. For those looking for schooling, there are a number of well regarded state and private schools within close proximity. There are also buses running to Eltham College and the Dulwich Schools. Property Ref Number: HAM-57676










Floor plan



Location



Hamptons

INTERNATIONAL

+44 (0)20 8618 4551

international@hamptons.co.uk

www.hamptons-international.com